





Autotest Drivers Club (NI) Ltd

10 September 2016

Comp No	Competitor	TOTAL	Class Position	Run 1	Run 2	Run 3	SUB	Run 4	Run 5	Run 6	SUB	Run 7	Run 8	Run 9	SUB	Run 10	Run 11	Run 12	TOTAL
A 6	Paul Mooney	693.1	1	78.9	50.2	66.3	195.3	56.5	49.7	60.3	361.8	57.0	50.2	58.4	527.4	55.7	49.9	60.1	693.1
A 1	Peter Grimes	697.3	2	58.8	51.2	66.8	176.8	62.7	49.8	60.8	350.1	61.9	49.8	62.4	524.2	57.0	50.7	65.4	697.3
A 4	Chris Grimes	702.0	3	59.3	52.5	64.4	176.2	58.3	52.8	63.7	351.0	58.8	52.3	64.8	526.9	58.3	52.8	64.0	702.0
A 7	James Wilson	706.0	4	59.9	55.3	62.4	177.6	58.4	58.5	64.0	358.5	58.1	54.4	63.2	534.2	58.7	52.1	61.0	706.0
A 2	Steven Ferguson	728.4	5	60.2	53.9	62.1	176.2	58.0	50.1	61.0	345.3	77.0	50.7	62.4	535.4	57.1	69.9	66.0	728.4
A 10	Paul Phelan	767.2	6	63.3	56.9	69.2	189.4	62.2	60.2	73.7	385.5	64.5	57.0	68.4	575.4	67.0	56.5	68.3	767.2
A 11	Ken Irwin	D N F		64.3	70.2	67.6	202.1				202.1				202.1				D N F
B 1	Paul Blair	674.0	1	56.3	51.1	62.2	169.6	57.8	49.8	61.5	338.7	56.9	50.0	60.6	506.2	58.2	50.0	59.6	674.0
B 2	Ashley Lamont	702.4	2	56.2	50.5	82.2	188.9	60.8	50.1	66.3	366.1	55.8	51.2	59.6	532.7	60.5	50.7	58.5	702.4
B 4	Paul Lowther	787.8	3	71.2	61.1	67.3	199.6	66.0	56.9	70.9	393.4	65.0	54.3	67.3	580.0	69.7	70.9	68.1	787.8
B 5	David Jenkins	D N F		76.2	66.4	72.8	215.4				215.4				215.4				D N F
C 1	Robin Lyons	721.3	1	58.2	70.2	63.3	191.7	71.4	50.6	61.5	381.2	57.9	50.2	61.5	550.8	57.4	51.5	61.6	721.3
D 2	Mark King	705.8	1	61.3	51.7	67.9	180.9	58.5	51.9	62.0	353.3	58.2	54.3	61.2	527.0	64.5	52.9	61.4	705.8
D 3	David Thompson	714.1	2	59.9	51.1	70.1	181.1	59.5	51.6	61.5	353.7	65.6	54.5	67.7	541.5	59.6	51.1	61.9	714.1
D 5	Jamie McMillan	739.6	3	61.9	52.9	66.1	180.9	72.0	52.5	66.3	371.7	66.9	55.5	62.8	556.9	59.4	57.6	65.7	739.6
D 6	George McMillan	769.1	4	65.1	54.7	74.6	194.4	64.4	54.8	66.3	379.9	65.2	55.2	73.5	573.8	74.4	54.6	66.3	769.1
D 9	Willie Keaning	769.4	5	65.8	60.6	66.5	192.9	64.0	56.1	66.6	379.6	62.9	57.4	81.2	581.1	68.7	54.9	64.7	769.4
D 8	Richard Allen	788.2	6	67.8	59.7	78.7	206.2	66.3	62.6	66.8	401.9	65.6	55.3	71.4	594.2	71.2	56.4	66.4	788.2
D 4	Andrew Blair	877.0	7	69.9	56.4	65.8	192.1	78.5	62.6	78.2	411.4	78.2	74.3	81.2	645.1	79.4	71.1	81.4	877.0
E 1	Raymond Donaldson	477.6	1	54.3	39.6	60.7	154.6	51.5	64.3	51.9	322.3	49.2	47.5	58.6	477.6				477.6
E 4	Jack Gillis	519.2	2	54.9	48.8	60.8	164.5	58.1	44.3	59.4	326.3	57.2	67.5	68.2	519.2				519.2
E 2	Damien Mooney	526.4	3	52.2	59.6	68.1	179.9	49.8	46.6	69.1	345.4	52.4	67.5	61.1	526.4				526.4
E 3	Andrew Blair	570.6	4	65.2	58.5	80.7	204.4	59.6	48.7	71.9	384.6	61.3	67.5	57.2	570.6				570.6

 1 Penalty
 2 Penalties
 3 Penalties
 Fail





SPONSOR OF THE 2016 NI AUTOTEST CHAMPIONSHIP
SAM BOWDEN
 GARAGE SERVICES

Autotest Drivers Club (NI) Ltd

10 September 2016

Comp No	Competitor	TOTAL	Overall Position	Run 1	Run 2	Run 3	SUB	Run 4	Run 5	Run 6	SUB	Run 7	Run 8	Run 9	SUB	Run 10	Run 11	Run 12	TOTAL
B 1	Paul Blair	674.0	1	56.3	51.1	62.2	169.6	57.8	49.8	61.5	338.7	56.9	50.0	60.6	506.2	58.2	50.0	59.6	674.0
A 6	Paul Mooney	693.1	2	78.8	50.2	66.3	195.3	56.5	49.7	60.3	361.8	57.0	50.2	58.4	527.4	55.7	49.9	60.1	693.1
A 1	Peter Grimes	697.3	3	58.8	51.2	66.8	176.8	62.7	49.8	60.8	350.1	61.9	49.8	62.4	524.2	57.0	50.7	65.4	697.3
A 4	Chris Grimes	702.0	4	59.3	52.5	64.4	176.2	58.3	52.8	63.7	351.0	58.8	52.3	64.8	526.9	58.3	52.8	64.0	702.0
B 2	Ashley Lamont	702.4	5	56.2	50.5	62.2	188.9	60.8	50.1	66.3	366.1	55.8	51.2	59.6	532.7	60.5	50.7	58.5	702.4
D 2	Mark King	705.8	6	61.3	51.7	67.9	180.9	58.5	51.9	62.0	353.3	58.2	54.3	61.2	527.0	64.5	52.9	61.4	705.8
A 7	James Wilson	706.0	7	59.9	55.3	62.4	177.6	58.4	58.5	64.0	358.5	58.1	54.4	63.2	534.2	58.7	52.1	61.0	706.0
D 3	David Thompson	714.1	8	59.9	51.1	70.1	181.1	59.5	51.6	61.5	353.7	65.6	54.5	67.7	541.5	59.6	51.1	61.9	714.1
C 1	Robin Lyons	721.3	9	58.2	70.2	63.3	191.7	71.1	50.6	61.5	381.2	57.9	50.2	61.5	550.8	57.4	51.5	61.6	721.3
A 2	Steven Ferguson	728.4	10	60.2	53.9	62.1	176.2	58.0	50.1	61.0	345.3	71.0	50.7	62.4	535.4	57.1	69.9	66.0	728.4
D 5	Jamie McMillan	739.6	11	61.9	52.9	66.1	180.9	72.0	52.5	66.3	371.7	66.9	55.5	62.8	556.9	59.4	57.6	65.7	739.6
A 10	Paul Phelan	767.2	12	63.3	56.9	69.2	189.4	62.2	60.2	73.7	385.5	64.5	57.0	68.4	575.4	67.0	56.5	68.3	767.2
D 6	George McMillan	769.1	13	65.1	54.7	74.6	194.4	64.4	54.8	66.3	379.9	65.2	55.2	73.5	573.8	74.4	54.6	66.3	769.1
D 9	Willie Keaning	769.4	14	65.8	60.6	66.5	192.9	64.0	56.1	66.6	379.6	62.9	57.4	67.2	581.1	68.7	54.9	64.7	769.4
B 4	Paul Lowther	787.8	15	71.2	61.1	67.3	199.6	66.0	56.9	70.9	393.4	65.0	54.3	67.3	580.0	69.7	70.0	68.1	787.8
D 8	Richard Allen	788.2	16	67.8	59.7	78.7	206.2	66.3	62.6	66.8	401.9	65.6	55.3	71.4	594.2	71.2	56.4	66.4	788.2
D 4	Andrew Blair	877.0	17	69.9	56.4	65.8	192.1	78.5	62.6	78.2	411.4	78.2	74.3	81.2	645.1	79.4	71.1	81.4	877.0
A 11	Ken Irwin	D N F		64.3	70.2	67.6	202.1				202.1				202.1				D N F
B 5	David Jenkins	D N F		76.2	66.4	72.8	215.4				215.4				215.4				D N F
E 1	Raymond Donaldson	477.6	1	54.3	39.6	60.7	154.6	51.5	64.3	51.9	322.3	49.2	47.5	58.6	477.6				477.6
E 4	Jack Gillis	519.2	2	54.9	48.8	60.8	164.5	58.1	44.3	59.4	326.3	57.2	61.5	68.2	519.2				519.2
E 2	Damien Mooney	526.4	3	52.2	59.6	68.1	179.9	49.8	46.6	69.1	345.4	52.4	67.5	61.1	526.4				526.4
E 3	Andrew Blair	570.6	4	65.2	58.5	60.7	204.4	59.6	48.7	71.9	384.6	61.3	67.5	57.2	570.6				570.6

-  1 Penalty
-  2 Penalties
-  3 Penalties
-  Fail

